

TWELFTH LEGISLATURE OF THE STATE OF CHUUK

SECOND REGULAR SESSION, APRIL, 2014

ACT NO: 12-13

AN ACT

To further amend Section 1, 2, 4, 8 and 9, of Chuuk State Law No. 12-13-01, as amended by Chuuk State Law No. 12-13-02, 12-13-05, 12-13-06, 12-13-07, and 12-13-10, by re-designates the uses of fund, appropriating the sum of \$1,487,917, from Unallocated Grant, insert a new Subsection X, in Section 8, and appropriate the sum of \$76,994 from the Federal Grant, and for other purposes.

Be it enacted by the Chuuk State Legislature:

1 Section 1. Amendment. Section 1 of CSL No. 12-13-01, as amended by CSL No. 12-13-
 2 02 and CSL No. 12-13-05, and CSL No. 12-13-06, CSL No. 12-13-07, and CSL No. 12-13-10,
 3 is hereby amended to read as follows:

4 "Budget for the State. There is hereby enacted a Chuuk State Budget for the internal
 5 operation of the Executive, Legislative, and Judiciary branches of the Chuuk State Government,
 6 State Public Auditor Office, Independent Prosecutor Office, State Boards, Commissions,
 7 Authorities, Agencies, Bureaus and other Programs, pursuant to the Authority vested in the
 8 Legislature by article VIII, section 4 of the State of Chuuk Constitution.

9 (a) Anticipated Revenues: The state anticipates the following revenues as projected
 10 and available for appropriation for the fiscal year ending September 30, 2014.

11 (1) Compact Sectorial Grants

12	a)	Education	\$ 9,424,244
13		i) SEG	\$ 4,226,201
14	b)	Health Sector	\$ 8,665,188
15	c)	Public Infrastructure	\$ -0-
16	d)Capacity Building	\$ 1,956,181
17	e)	Private Sector	\$ 688,928
18	f)	Environment	\$ 657,641
19	g)	Other Compact Grant	\$ 585,395
20	h)	Unallocated Grant	\$ 1,599,417
21	i)	Federal Grants	\$ 811,820.70

22 (2) Local Revenues \$ 7,378,813

23 Total Projections \$35,993,828.79

(b) Definition. When use in this act, the phrases:

(1) "Agency" means any agency, commission, authority, board, bureaus or the organization of Chuuk State Government as established by law and not specifically part of one of the three branches of the Chuuk State Government.

(2) "Appropriation" refers to a law enacted by Chuuk State Legislature which authorizes Chuuk State Government to incur obligations and to make payment out of the Chuuk State Treasury in accordance with the Constitution of the State of Chuuk.

(3) "Compact" refers to the Compact of Free Association, as amended, and its related agreements entered into between the Government of the Federated States of Micronesia and the Government of the United States and as Enacted as United States Public Law No. 108-188.

(4) "Departments" refers to any departments and offices as prescribed in the Executive Organization Act of 2004, as amended.

(5) "Fiscal Procedure Agreement" means the Agreement concerning procedures for the implementation of the United States Economic Assistance Provided in the Compact of Free Association, as amended between the Government of the Federated States of Micronesia and the Government of the United States of America.

(6) "Fiscal Year" refers to each one-year period beginning October 1, and ending on the next following September 30. Each Fiscal Year shall be designated by number of the calendar year in which such Fiscal Year ends.

(7) "Governor" means the Governor of the State of Chuuk.

(8) "Internal Operations" means the internal operations of the Executive, Legislative and Judiciary Branches of the Chuuk State Government, State Boards, Commissions, Authorities and other programs.

Section 2. Amendment. Section 2 of CSL No. 12-13-01 as amended by CSL No. 12-13-02 and CSL No. 12-13-05, 12-13-06 and 12-13-07, is hereby amended to read as follows:

"Section 2. Appropriation. The Legislature hereby authorized for appropriations of the sum of \$35,993,828.79, or so much thereof, to fund the internal operations of the Chuuk State Government for fiscal year ending September 30, 2014 provided, however

1 that the amount authorized and appropriated may be adjusted by a later duly enacted
 2 statutes, if warranted by the state's economic and financial condition. The funds deriving
 3 from the Compact Sectorial Grants are herein authorized and appropriated subject to the
 4 conditions and requirements imposed on the uses and allocations of such fund or funds as
 5 prescribed by Fiscal Procedure Agreement and such relevant Grant Awards.”

6 Section 3. Amendment. Section 4 of CSL No. 12-13-01, as amended by
 7 CSL No. 12-13-02 and CSL No. 12-13-05, is hereby amended to read as follows:

8 “Section 4. Operating Expenses of the Legislative Branch. The sum of \$2,384,960 , or so
 9 much thereof as may be necessary, is hereby appropriated from the General Fund of the State for
 10 the Fiscal year ending September 30, 2014, for the purpose of funding the operation of the
 11 Legislative Branch of the Chuuk State Government. The President and the Speaker shall be the
 12 allottee of the funds. The funds shall be apportioned as follows:

13	LEGISLATIVE	COMPACT	LOCAL	TOTAL
14	1. Personnel	-0-	1,658,654	1,658,654
15	2. Travel	-0-	193,375	193,375
16	3. All Others			
17	i. Contr Serv.	-0-	313,300	313,300
18	ii. OCE	-0-	136,631	136,631
19	iii. Fixed Assets	-0-	83,000	83,000
20	Sub-Total	-0-	2,384,960	2,384,960”

21 Section 4. Amendment. Section 8 of CSL No. 12-13-01 as amended by CSL No. 12-13-
 22 02, CSL 12-13-05, 12-13-06, CSL 12-13-07, and CSL No. 12-13-10, is hereby further amended
 23 to read as follows:

24 “Section 8. Operating Expenses of Other Programs/Grants. The sum of \$13,381,615, or
 25 so much thereof as may be necessary, is hereby appropriated from the General Fund of the State
 26 for the fiscal year ending September 30, 2014, for the purpose of funding the operational
 27 expenses of Other State Programs. The Governor shall be the allottee of these funds. The funds
 28 shall be apportioned as follows:

1	<u>ACTIVITIES</u>	<u>COMPACT</u>	<u>LOCAL</u>	<u>TOTAL</u>
2	A. Municipal Operation:			
3	1. Personnel	-0-	-0-	-0-
4	2. Travel	-0-	-0-	-0-
5	3. All Others			
6	i. Contr Serv.	-0-	-0-	-0-
7	ii. OCE	-0-	420,000	420,000
8	iii. Fixed Assets	-0-	-0-	-0-
9	Sub-Total	-0-	420,000	420,000
10	B. Non Public School:			
11	1. Personnel	-0-	-0-	-0-
12	2. Travel	-0-	-0-	-0-
13	3. All Others			
14	i. Contr Serv.	-0-	-0-	-0-
15	ii. OCE	200,000	-0-	200,000
16	iii. Fixed Assets	-0-	-0-	-0-
17	Sub-Total	200,000	-0-	200,000
18	C. Rural Development:			
19	1. Personnel	-0-	24,300	24,300
20	2. Travel	-0-	-0-	-0-
21	3. All Others			
22	i. Contr Serv.	-0-	-0-	-0-
23	ii. OCE	-0-	1,200	1,200
24	iii. Fixed Assets	-0-	-0-	-0-
25	Sub-Total	-0-	25,500	25,500
26	D. DAS Oversight:			
27	1. Personnel	134,802	-0-	134,802
28	2. Travel	34,600	-0-	34,600
29	3. All Others			
30	i. Contr Serv.	139,200	-0-	139,200
31	ii. OCE	58,000	-0-	58,000

1	iii. Fixed Assets	-0-	-0-	-0-
2	Sub-Total	366,602	-0-	366,602
3	E. Peace Corps Office:			
4	1. Personnel	-0-	-0-	-0-
5	2. Travel	-0-	-0-	-0-
6	3. All Others			
7	i. Contr Serv.	-0-	15,600	15,600
8	ii. OCE	-0-	-0-	-0-
9	iii. Fixed Assets	-0-	-0-	-0-
10	Sub-Total	-0-	15,600	15,600
11	F. Political Status Commission:			
12	1. Personnel	-0-	-0-	-0-
13	2. Travel	-0-	-0-	-0-
14	3. All Others			
15	i. Contr Serv.	-0-	-0-	-0-
16	ii. OCE	-0-	75,000	75,000
17	iii. Fixed Assets	-0-	-0-	-0-
18	Sub-Total	-0-	75,000	75,000
19	G. CSBDC (Small Business):			
20	1. Personnel	48,092	-0-	48,092
21	2. Travel	15,661	-0-	15,661
22	3. All Others			
23	i. Contr Serv.	16,441	-0-	16,441
24	ii. OCE	26,791	-0-	26,791
25	iii. Fixed Assets	-0-	-0-	-0-
26	Sub-Total	106,985	-0-	106,985
27	H. AG office Training Program:			
28	1. Personnel	-0-	-0-	-0-
29	2. Travel	6,000	-0-	6,000
30	3. All Others			
31	i. Contr Serv.	56,300	-0-	56,300

1	ii. OCE	17,900	-0-	17,900
2	iii. Fixed Assets	-0-	-0-	-0-
3	Sub-Total	80,200	-0-	80,200
4	I. COM Land Grant:			
5	1. Personnel	58,653	-0-	58,653
6	2. Travel	2,500	-0-	2,500
7	3. All Others			
8	i. Contr Serv.	19,000	-0-	19,000
9	ii. OCE	27,584	-0-	27,584
10	iii. Fixed Assets	-0-	-0-	-0-
11	Sub-Total	107,737	-0-	107,737
12	J. IMF:			
13	1. Personnel	-0-	-0-	-0-
14	2. Travel	-0-	-0-	-0-
15	3. All Others			
16	i. Contr Serv.	-0-	462,338	462,338
17	ii. OCE	-0-	-0-	-0-
18	iii. Fixed Assets	-0-	-0-	-0-
19	Sub-Total	-0-	462,338	462,338
20				
21	K. LTFP RIF PROGRAM:			
22	1. Personnel	215,425	-0-	215,425
23	2. Travel	-0-	-0-	-0-
24	3. All Others			
25	i. Contr Serv.	-0-	-0-	-0-
26	ii. OCE	-0-	-0-	-0-
27	iii. Fixed Assets	-0-	-0-	-0-
28	Sub-Total	215,425	-0-	215,425
29	L. Chuuk EMA Fishing Program:			
30	1. Personnel	-0-	-0-	-0-
31	2. Travel	5,250	-0-	5,250

1	3. All Others			
2	i. Contr Serv.	4,500	-0-	4,500
3	ii. OCE	57,475	-0-	57,475
4	iii. Fixed Assets	55,775	-0-	55,775
5	Sub-Total	123,000	-0-	123,000
6	M. Public Infra Grant:			
7	1. Personnel	-0-	-0-	-0-
8	2. Travel	-0-	-0-	-0-
9	3. All Others			
10	i. Contr Serv.	-0-	-0-	-0-
11	ii. OCE	-0-	-0-	-0-
12	iii. Fixed Assets	9,246,750	-0-	9,246,750
13	Sub-Total	9,246,750	-0-	9,246,750
14	N. Planning & Statistics:			
15	1. Personnel	-0-	-0-	-0-
16	2. Travel	8,000	-0-	8,000
17	3. All Others			
18	i. Contr Serv.	96,300	-0-	96,300
19	ii. OCE	27,200	-0-	27,200
20	iii. Fixed Assets	-0-	-0-	-0-
21	Sub-Total	131,500	-0-	131,500
22	O. Airport Training Program:			
23	1. Personnel	-0-	-0-	-0-
24	2. Travel	30,000	-0-	30,000
25	3. All Others			
26	i. Contr Serv.	-0-	-0-	-0-
27	ii. OCE	-0-	-0-	-0-
28	iii. Fixed Assets	-0-	-0-	-0-
29	Sub-Total	30,000	-0-	30,000
30	P. Court Case Management System Training Program:			
31	1. Personnel	-0-	-0-	-0-

1	2. Travel	10,000	-0-	10,000
2	3. All Others			
3	i. Contr Serv.	30,000	-0-	30,000
4	ii. OCE	12,425	-0-	12,425
5	iii. Fixed Assets	25,700	-0-	25,700
6	Sub-Total	78,125	-0-	78,125
7	Q. MLSC:			
8	1. Personnel	-0-	-0-	-0-
9	2. Travel	-0-	-0-	-0-
10	3. All Others			
11	i. Contr Serv.	-0-	5,000	5,000
12	ii. OCE	-0-	-0-	-0-
13	iii. Fixed Assets	-0-	-0-	-0-
14	Sub-Total	-0-	5,000	5,000
15	R. CHUUK HOUSE:			
16	1. Personnel	-0-	33,286	33,286
17	2. Travel	-0-	-0-	-0-
18	3. All Others			
19	i. Contr Serv.	-0-	6,300	6,300
20	ii. OCE	-0-	-0-	-0-
21	iii. Fixed Asset	-0-	15,000	15,000
22	Sub-Total	-0-	54,586	54,586
23	S. DEBT RELIEF:			
24	1. Personnel	-0-	-0-	-0-
25	2. Travel	-0-	-0-	-0-
26	3. All Others			
27	i. Contr Serv.	-0-	-0-	-0-
28	ii. OCE	-0-	-0-	-0-
29	iii. Fixed Assets	-0-	0-	-0-
30	Sub-Total	-0-	-0-	-0-
31	T. CPUC COMPTROLLER:			

1	1. Personnel	-0-	-0-	-0-
2	2. Travel	10,000	-0-	10,000
3	3. All Others			
4	i. Contr Serv.	70,000	-0-	70,000
5	ii. OCE	-0-	-0-	-0-
6	iii. Fixed Assets	-0-	-0-	-0-
7	Sub-Total	80,000	-0-	80,000
8	U. Overseas Development Assistance (ODA):			
9	1. Personnel	-0-	-0-	-0-
10	2. Travel	-0-	-0-	-0-
11	3. All Others			
12	i. Contr Serv.	-0-	37,800	37,800
13	ii. OCE	-0-	-0-	-0-
14	iii. Fixed Assets	-0-	-0-	-0-
15	Sub-Total	-0-	37,800	37,800
16	V. Health Care Plan:			
17	1. Personnel	-0-	-0-	-0-
18	2. Travel	-0-	-0-	-0-
19	3. All Others:			
20	i. Contr. Serv.	31,500	-0-	31,500
21	ii. OCE	-0-	-0-	-0-
22	iii. Fixed Assets	-0-	-0-	-0-
23	Sub Total	31,500	-0-	31,500
24	W. 2014 Micro Olympic Games	-0-	50,000	50,000
25	X. CPUC:			
26	1. Personnel	-0-	-0-	-0-
27	2. Travel	-0-	-0-	-0-
28	3. All Others:			
29	i) Contr. Serv.	-0-	-0-	-0-
30	ii) OCE	1,487,917	-0-	1,487,915
31	a). \$480,000, Social Security payment			

b). \$757,917, for FSM Development Bank

c). \$250,000, for Fiber Optic Cable

iii) Fixed Assets	-0-	-0-	-0-
Sub Total	1,487,917	-0-	1,487,917
Total	12,285,741	1,095,874	13,381,615"

Section 4. Amendment. Section 9 of CSL No. 12-13-06 as amended by CSL No.12-13-07, and CSL No. 12-13-10, is hereby amended to read as follows:

A. HIV Care Program:

1. Personnel	15,240	-0-	15,240
2. Travel	-0-	-0-	-0-
3. All Others:			
i) Contractual Services			
ii) OCE	15,676	-0-	15,676
iii) Fixed Assets	-0-	-0-	-0-
Sub Total	30,916	-0-	30,916

B. Personal Responsibility:

1. Personnel	26,000	-0-	26,000
2. Travel	-0-	-0-	-0-
3. All Others:			
i) Contractual Services			
ii) OCE	10,000	-0-	10,000
iii) Fixed Assets	-0-	-0-	-0-
Sub Total	36,000		36,000

C. Road Side Safety Project/Public Safety:

1. Personnel	-0-	-0-	-0-
2. Travel	-0-	-0-	-0-
3. All Others:			
i) Contr. Serv.	-0-	-0-	-0-
ii) OCE	2,987.50	-0-	2,987.50
iii) Fixed Assets	-0-	-0-	-0-
Sub Total	2,987.50		2,987.50

1	D.	PEN:			
2		1.	Personnel	-0-	-0- -0-
3		2.	Travel	-0-	-0- -0-
4		3.	All Others:		
5		i)	Contr Serv.	-0-	-0- -0-
6		ii)	OCE	14,975.00	-0- 14,975.00
7		iii)	Fixed Assets	-0-	-0- -0-
8			Sub Total	14,975.00	-0- 14,975.00
9	E.	SAMH:			
10		1.	Personnel	119,428	-0- 119,428
11		2.	Travel	5,000	-0- 5,000
12		3.	All Others:		
13		i)	Contr. Serv.	5,000	-0- 5,000
14		ii)	OCE	16,271	-0- 16,271
15		iii)	Fixed Assets	-0-	-0- -0-
16			Sub Total	145,699	-0- 145,699
17	F.	Maternal Child Health:			
18		1.	Personnel	142,229.08	-0- 142,229.08
19		2.	Travel	2,000	-0- 2,000
20		3.	All Others:		
21		i)	Contr. Serv.	-0-	-0- -0-
22		ii)	OCE	5,600	-0- 5,600
23		iii)	Fixed Assets	-0-	-0- -0-
24			Sub Total	149,829.08	-0- 149,829.08
25	G.	NCD:			
26		1.	Personnel	37,240.33	-0- 37,240.33
27		2.	Travel	-0-	-0- -0-
28		3.	All Others:		
29		i.	Contr. Serv.	-0-	-0- -0-
30		ii)	OCE	-0-	-0- -0-
31		iii)	Fixed Assets	-0-	-0- -0-

1		Sub Total	37,240.33	-0-	37,240.33
2	H.	UNHSI:			
3		1. Personnel	18,930.00	-0-	18,930
4		2. Travel	-0-	-0-	-0-
5		3. All Others			
6		i) Contr. Serv.	1,000	-0-	1,000
7		ii) OCE	6,000	-0-	6,000
8		iii) Fixed Assets			
9		Sub Total	25,930	-0-	25,930
10	I.	SSDI:			
11		1. Personnel	6,783.00	-0-	6,783.00
12		2. Travel	-0-	-0-	-0-
13		3. All Others			
14		i) Contr. Serv.	-0-	-0-	-0-
15		ii) OCE	-0-	-0-	-0-
16		iii) Fixed Assets	-0-	-0-	-0-
17		Sub Total	6,783.00	-0-	6,783.00
18	J.	SURVEILLIANCE INTEGRATION:			
19		1. Personnel	3,256.00	-0-	3,256.00
20		2. Travel	-0-	-0-	-0-
21		3. All Others:			
22		i) Contr. Serv.	-0-	-0-	-0-
23		ii) OCE	-0-	-0-	-0-
24		iii) Fixed Assets	-0-	-0-	-0-
25		Sub Total	3,256.00	-0-	3,256.00
26	K.	FY'13 CHUUK SPF SIG FAIRO CENTER:			
27		1. Personnel	-0-	-0-	-0-
28		2. Travel	-0-	-0-	-0-
29		3. All Others:			
30		i. Contr. Serv.	38,310	-0-	38,310
31		ii. OCE	33,774	-0-	33,774

1	iii.	Fixed Assets	9,600	-0-	9,600
2		Sub total	81,684		81,684
3	L.	FY'13 CHUUK SPF SIG EORANEI YOUTH:			
4	1.	Personnel	-0-	-0-	-0-
5	2.	Travel	-0-	-0-	-0-
6	3.	All Others:			
7	i.	Contr. Serv.	24,300	-0-	24,300
8	ii.	OCE	30,603	-0-	30,603
9	iii.	Fixed Assets	1,500	-0-	1,500
10		Sub total	56,403		56,403
11	M.	FY'14 SAPD – FONUWENGIN DRUG FREE:			
12	1.	Personnel	-0-	-0-	-0-
13	2.	Travel	-0-	-0-	-0-
14	3.	All Others:			
15	i.	Contr. Serv.	7,300	-0-	7,300
16	ii.	OCE	3,080	-0-	3,080
17	iii.	Fixed Assets	-0-	-0-	-0-
18		Sub Total	10,380	-0-	10,380
19	N.	FY 2014 Chuuk HIV Surveillance:			
20	1.	Personnel	4,612	-0-	4,612
21	2.	Travel	-0-	-0-	-0-
22	3.	All Others:			
23	i)	Contr. Serv.	-0-	-0-	-0-
24	ii)	OCE	-0-	-0-	-0-
25	iii)	Fixed Assets	-0-	-0-	-0-
26		Sub Total	4,612	-0-	4,612
27	O.	FY 2014 Chuuk STD Prevention:			
28	1.	Personnel	4,527.50	-0-	4,527.50
29	2.	Travel	600	-0-	600
30	3.	All Others			
31	i)	Contr. Serv.	-0-	-0-	-0-

1	ii)	OCE	706	-0-	706
2	iii)	Fixed Assets	-0-	-0-	-0-
3		Sub total	5,833.50	-0-	5,833.50
4	P. FY 2014 Chuuk HIV Prevention:				
5		1. Personnel	12,833	-0-	12,833
6		2. Travel	1,680	-0-	1,680
7		3. All Others:			
8	i)	Contr. Serv.	480	-0-	480
9	ii)	OCE	1,291	-0-	1,291
10	iii)	Fixed Assets	-0-	-0-	-0-
11		Sub total	16,284	-0-	16,284
12	Q. FY 2014 IMMUNIZATION & VACCINE:				
13		1. Personnel	136,734	-0-	136,734
14		2. Travel	11,200	-0-	11,200
15		3. All Others:			
16	i)	Contr. Serv.	1,820	-0-	1,820
17	ii)	OCE	6,300	-0-	6,300
18	iii)	Fixed Assets	-0-	-0-	-0-
19		Sub total	156,054	-0-	156,054
20	R. FY 2014 Chuuk TB Prevention:				
21		1. Personnel	18,618	-0-	18,618
22		2. Travel	3,050	-0-	-0-
23		3,050			
24		3. All Others:			
25	i)	Contr. Serv.	-0-	-0-	-0-
26	ii)	OCE	5,286.38	-0-	5,286.38
27	iii)	Fixed Assets	-0-	-0-	-0-
28		Sub total	26,954.38	-0-	26,954.38
29	TOTAL		811,820.79	-0-	811,820.79
30	GRAND TOTAL		28,615,015.70	7,378,813	35,993,828.79"

1 a) Administration. The sum appropriated by Section 9 shall be administered by and is
 2 allotted to the Governor, or his designees, who shall be responsible to the Legislature and the
 3 grant donors to ensure that the funds are expended and implemented solely for the specific
 4 purpose, and conditions of which each grant was awarded and in accordance with the State
 5 Financial Management Act and regulations, and that no obligations are incurred in excess of the
 6 sum of the grant appropriated. These funds shall remain available to be used and expended in
 7 accordance with terms and conditions of which it was issued, and with respect to grant
 8 expiration. An allottee shall only expend funds after the relevant advice of allotment for a grant
 9 award is received by the appropriate division in the Department of Administrative Services.
 10 FURTHER, the allocation and specific uses of these funds shall be obligated and expended in
 11 accordance with the grants worksheets and awards. FURTHER, the budget worksheets are
 12 hereby made a part of this Act, and expenditures of funds may not exceed the allocations and
 13 specific purposes shown therein, unless this Act is amended by the Legislature to provide for a
 14 greater amount of allocations. PROVIDED Further, that for programs which reimbursement to
 15 the state shall be collected from the individuals who are responsible for such disallowable costs.

16 b) Reporting. The Governor, or his designees, shall submit a written report to the
 17 Legislature on or before September 30, 2014, which shall:

18 i) Provide for the full disclosure of the obligations incurred against the
 19 sum automatically appropriated by Section 9 and indicated status of the funds as
 20 of September 30, 2014, and

21 ii) Indicate the planned use, of the remaining balance of the said funds, if
 22 there is any.

23 c) All local revenue funds paid out from this appropriation shall be reimbursed
 24 within two weeks to the local revenue. ”

25 Section 5. Renumbering. The previous Section 9 of CSL No. 12-13-01 is hereby
 26 renumbered Section 10 as follows:

27 “Section 10. Employment Ceiling: The employment ceiling under this Act sets the
 28 maximum number of positions of the Chuuk State Government as authorized as follows;

29 A. EXECUTIVE BRANCH

- | | | |
|----|--------------------|-----|
| 30 | 1. Health Services | 442 |
| 31 | 2. Education | 878 |

1	3. Administrative Services	73
2	4. Marine Resources	24
3	5. Agriculture	47
4	6. Public Works & Transportation	95
5	7. Public Safety	111
6	8. Governor's Office	11
7	9. Attorney General	10
8	B. LEGISLATIVE BRANCH	73
9	C. JUDICIARY BRANCH	24
10	D. PUBLIC AUDITOR	5
11	E. BOARDS & COMMISSIONS:	
12	1. Land Commission	10
13	2. Election Board	7
14	3. Environmental Protection Agency	17
15	4. Housing Authority	5
16	5. Public Service Commission	10
17	6. Visitors Bureau	3
18	7. Recreation Board	1
19	8. Scholarship Board	2
20	9. Independent Prosecutor	0
21	10. Board of Education	0
22	11. CFCC	0
23	12. Small Business	4
24	13. Rural Development	2
25	14. COM Land Grant	9
26	TOTAL	1,864"

27 Section 6. Reprogramming. Allottees of funds herein appropriated are authorized to
 28 reprogram not more than fifteen (15%) percent of the appropriated line items, provided, that the
 29 line items in which the reprogram amounts goes into shall also have sums appropriated therein.
 30 Reprogramming shall be allowed only from unused non-personnel line items and within the
 31 Department or Office, PROVIDED HOWEVER, reprogramming may be authorized for such


1 funds appropriated from sources including funding under Compact Sector Grants, PROVIDED
2 FURTHERMORE, that the notice of such funds needing to be re-programmed or re-allocated
3 shall be received, signed and approved by the Presiding Officers of the Legislature in order to be
4 effective.

5 Section 7. Obligation and Reversion of Funds: All funds appropriated under this act shall
6 be allotted, disbursed and administered pursuant to the State Financial Management act, the
7 Contract Bidding Law and other applicable laws of the State. Every allottee of funds under this
8 act shall be responsible to ensure that the funds are used for the purposes of which they are
9 authorized and appropriated and no obligation of funds shall exceed the amounts appropriated.
10 Except as specifically provided in this act all funds not obligated upon the expiration of 2014
11 fiscal year shall revert to the General Fund of the State for subsequent appropriation.


12 Section 8. Effective Date. This Act shall take effect upon approval by the Governor, or
13 upon its becoming law without such approval.

Signed by: 
Mark Mailo, President
Senate
Chuuk State Legislature

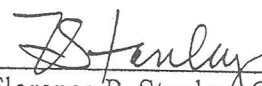
Attested:


Songkinita Bossy, Chief Clerk
Senate
Chuuk State Legislature

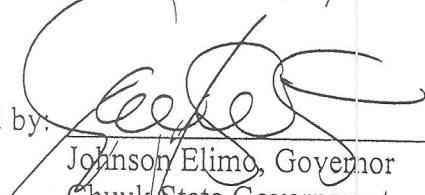
Date: May 19, 2014

Signed by: 
Innocente I. Oneisom, Speaker
House of Representatives
Chuuk State Legislature

Attested:


Florence P. Stanley, Chief Clerk
House of Representatives
Chuuk State Legislature

Date: 5/19/14

Approved by: 
Johnson Elimo, Governor
Chuuk State Government

Date: 5/26/14

History : S.B.NO: 12-33;SD1
: S.S.C.R.NO: 12-2R-07
: H.S.C.R.NO: 12-2R-04

ENGON ME ORUWEN ANEEPWUNGUN MWUN CHUUK

ORUWEN MWIICHENAP, APRIL, 2014

NAMOPWUNG NO: 12-13

EW NAMOPWUNG

A sopweno ne ekkesiwini Tetten 1, 2, 4, 8 me 9, me non Annukun Chuuk No. 12-13-01, an a piin ekkesiwin me non Annukun Chuuk No. 12-13-02, 12-13-05, 12-13-06, 12-13-07, me 12-13-10, ren annou sefanin mwoni, a awora ewe ukukun \$1,487,917, seni Unallocated Grant, wanong ew minafon Kisintetten X, non Tetten 8, me pwan awora ukukun \$76,994 seni ewe mwonien Federal Grant, me pwan ren ekkoch popun.

Epwe pwung meren ewe Aneepwungun Mwun Chuuk:

1 Tetten 1. Ekkesiwin. Tetten 1 me non Annukun Chuuk No. 12-13-01, an a piin
2 ekkesiwin meren Annukun Chuuk No.12-13-02 me Annukun Chuuk No. 12-13-05, me Annukun
3 Chuuk No. 12-13-06, Annukun Chuuk No. 12-13-07, me pwan Annukun Chuuk No. 12-13-10,
4 iei a ekkesiwin non an epwe iei ussun anean:

5 "Pwachetin Mwun Chuuk. Iei a opwungano ewe Budgetin Mwun Chuuk ren mwonien
6 amwokutun ekkewe Executive, Legislative, me Judiciary Branches non ewe Mwuun Chuuk,
7 State Public Auditor Office, Independent Prosecutor Office, ekkewe State Boards, Commissions,
8 Authorities, Agencies, Bureaus me ekkewe Ekkoch Programs, fiti pwungun ewe pochokkun mi
9 wor ren ewe Aneepwungun Chuuk me non Sopwun VIII, Tetten 4 me non ewe Chunapen
10 Annuk (Chuuk State Constitution).

11 (a) Aukukun Mwoni Tonong. Ewe Mwuun Chukk mi kouk pwe epwe iei ukukun
12 mwoni tonong me mwoni mi kawor ren ewe fiscal year epwe muchuno non September 30, 2014.

13 (1) Compact Sectorial Grants

14	a)	Education	\$ 9,424,244
15		i) SEG	\$ 4,226,201
16	b)	Health Sector	\$ 8,665,188
17	c)	Public Infrastructure	\$ -0-
18	d)Capacity Building	\$ 1,956,181
19	e)	Private Sector	\$ 688,928
20	f)	Environment	\$ 657,641
21	g)	Other Compact Grant	\$ 585,395
22	h)	Unallocated Grant	\$ 1,599,417
23	i)	Federal Grants	\$ 811,820.70

1 (2) Local Revenues \$ 7,378,813

2 Total Projections \$35,993,828.79

3 (b) Awewen Fos. Nupwen an wor nounoun me non ei Narnopwung, ekkewe
4 mutunen foos:

5 (1) "Agency" wewen, ese nifinifin agency, commission, authority,
6 board, bureau, are ew mwich fan iten ewe Mwun Chuuk mi foruta me non annuk
7 me ese wesetan affat pwe kifetin ew me nein ekkewe unungat keangen ewe
8 Mwun Chuuk.

9 (2) "Kaworen Mwoni" a wewe ngeni annuk forien ewe Aneepwung
10 mi mumuta an ewe Mwun Chuuk epwe nounou me monawu mwoni seni ewe
11 State Treasury fiti pungun ewe Chunapen Annukun Mwun Chuuk.

12 (3) "Compact" a wewe ngeni ewe Compact of Free Association, ewe,
13 me ekkewe etipeew mine mei foruta nefinen ewe mwun Federated States of
14 Micronesia me ewe Mwun United States mi punguno me non annukun United
15 States Public Law 108-188.

16 (4) "Putai" a wewe ngeni ese nifinifin putai are office mei foruta fan
17 pungun ewe Organization Act of 2004, an a ekkesiwin.

18 (5) "Fiscal Procedure Agreement" a wewe ngeni ewe atipeew mei
19 weneiti nounoun mwoni mi kawor seni ewe United States Economic Assistance
20 mi affat me non ewe Compact of Free Association fiti ekkesiwinin kewe nefinen
21 ewe Mwun Federated States of Micronesia me ewe Mwun United States of
22 America.

23 (6) "Fiscal Year" a wewe ngeni ewe fansoun ew year poputa October
24 1 me muchuno non ewe year epwe tapweto non September 30. Ewe fiscal year
25 epwe affat me non pwinin maram muchunon ewe Fiscal Year.

26 (7) "Kepina" Wewen ewe Kepina non ewe Mwun Chuuk

27 (8) "Internal Operations" a wewe ngeni angangen non ewe pekin
28 Apochokkuna Annuk, ewe Aneepwung, Pekin Kopwung an ewe Mwun Chuuk,
29 ekkewe State Boards, Commissions, Bureau, Authority me pwan ekkewe Ekkoch
30 Programs."

1 Tetten 2. Ekkesiwin. Tetten 2 me non Annukun Chuuk No. 12-13-01 an a piin
 2 ekkesiwin meren No. 12-13-02 me Annukun Chuuk No. 12-13-05, 12-13-06 me pwan Annukun
 3 Chuuk No. 12-13-07, iei a ekkesiwin non an epwe iei ussun annean:

4 “Tetten 2. Kaworen Mwoni. Ewe Aneepwungun Mwun Chuuk iei a mumuta an
 5 epwe ukukun \$35,993,828.79, ika fite ukukun epwe naaf, ngeni mwonien amwokutun
 6 ewe Mwun Chuuk State non ewe fiscal year epwe muchuno non September 30, 2014
 7 epwe pwan pwung pwe ewe ukukun a mumuta me kawor mei tongeni an epwe pwan
 8 apungupung sefan ren pwan ew alluk mei kawor, ika pwe mei weneiti non fansoun
 9 osukosuken mwoni. Ei aukukun mwoni mei kawor fan nurun ei Compact Sectorial
 10 Grants iei a kawor mumutan nounoun anongonong won met annukun nounoun kei mwoni
 11 mei for me kawor ren kaworen kei mwoni pwan fifi met mei mumuta me non ewe Fiscal
 12 Procedure Agreement pwan fiti met annukun kei Grant Awards.”

13 Tetten 3. Ekkesiwin. Tetten 4 me non Annukun Chuuk No. 12-13-01, an a piin
 14 ekkesiwin me ren Annukun Chuuk No. 12-13-02 me Annukun Chuuk No. 12-13-05, iei a
 15 ekkesiwin non an epwe iei ussun annean:

16 “Tetten 4. Mwonien Omwokutun ewe Aneepwungun Mwun Chuuk. Ewe ukukun
 17 \$2,384,960, ike fite ukukun epwe naaf, iei a kawor seni ewe Mwonienapen Mwun Chuuk
 18 ren ewe Fiscal Year epwe muchuno non September 30, 2014, ren fan asengessin kaworen
 19 mwonien omwokutun ewe Aneepwungun Mwun Chuuk an ei Mwun Chuuk. Ewe
 20 President me ewe Speaker repwe wisen allottee won ekkewe mwoni Ekkewe mwoni
 21 epwe iei ussun nounoun:

22	LEGISLATIVE	COMPACT	LOCAL	TOTAL
23	1. Personnel	-0-	1,658,654	1,658,654
24	2. Travel	-0-	193,375	193,375
25	3. All Others			
26	i. Contr Serv.	-0-	313,300	313,300
27	ii. OCE	-0-	136,631	136,631
28	iii. Fixed Assets	-0-	83,000	83,000

1 Sub-Total -0- 2,384,960 2,384,960”

2 Tette 4. Ekkesiwin. Tette 8 me non Annukun Chuuk No. 12-13-01 an a piin
3 ekkesiwin meren Annukun Chuuk No. 12-13-02, Annukun Chuuk No. 12-13-05, 12-13-06,
4 Annukun Chuuk No. 12-13-07, me pwan Annukun Chuuk No. 12-13-10, iei a sopweno ne
5 ekkesiwin non an epwe iei ussun anean:

6 “Tette 8. Mwonien Omwokutun ekkewe Ekkoch Programs/Grants. Ewe ukukun
7 \$13,381,615, ika fite epwe naaf, iei a kawor seni ewee Mwonienapen Mwon Chuuk ren
8 ewe fiscal year epwe muchuno non September 30, 2014, ren fan asengesin mwonien
9 omwokutun ekkewe Ekkoch Programs an ei Mwon Chuuk. Ewe Kepina epwe wisen
10 allottee won ekkewe mwoni. Ekkewe mwoni epwe iei ussun nounoun.

11	<u>ACTIVITIES</u>	<u>COMPACT</u>	<u>LOCAL</u>	<u>TOTAL</u>
12	A. Municipal Operation:			
13	1. Personnel	-0-	-0-	-0-
14	2. Travel	-0-	-0-	-0-
15	3. All Others			
16	i. Contr Serv.	-0-	-0-	-0-
17	ii. OCE	-0-	420,000	420,000
18	iii. Fixed Assets	-0-	-0-	-0-
19	Sub-Total	-0-	420,000	420,000
20	B. Non Public School:			
21	1. Personnel	-0-	-0-	-0-
22	2. Travel	-0-	-0-	-0-
23	3. All Others			
24	i. Contr Serv.	-0-	-0-	-0-
25	ii. OCE	200,000	-0-	200,000
26	iii. Fixed Assets	-0-	-0-	-0-
27	Sub-Total	200,000	-0-	200,000
28	C. Rural Development:			
29	1. Personnel	-0-	24,300	24,300
30	2. Travel	-0-	-0-	-0-
31	3. All Others			

1	i. Contr Serv.	-0-	-0-	-0-
2	ii. OCE	-0-	1,200	1,200
3	iii. Fixed Assets	-0-	-0-	-0-
4	Sub-Total	-0-	25,500	25,500
5	D. DAS Oversight:			
6	1. Personnel	134,802	-0-	134,802
7	2. Travel	34,600	-0-	34,600
8	3. All Others			
9	i. Contr Serv.	139,200	-0-	139,200
10	ii. OCE	58,000	-0-	58,000
11	iii. Fixed Assets	-0-	-0-	-0-
12	Sub-Total	366,602	-0-	366,602
13	E. Peace Corps Office:			
14	1. Personnel	-0-	-0-	-0-
15	2. Travel	-0-	-0-	-0-
16	3. All Others			
17	i. Contr Serv.	-0-	15,600	15,600
18	ii. OCE	-0-	-0-	-0-
19	iii. Fixed Assets	-0-	-0-	-0-
20	Sub-Total	-0-	15,600	15,600
21	F. Political Status Commission:			
22	1. Personnel	-0-	-0-	-0-
23	2. Travel	-0-	-0-	-0-
24	3. All Others			
25	i. Contr Serv.	-0-	-0-	-0-
26	ii. OCE	-0-	75,000	75,000
27	iii. Fixed Assets	-0-	-0-	-0-
28	Sub-Total	-0-	75,000	75,000
29	G. CSBDC (Small Business):			
30	1. Personnel	48,092	-0-	48,092
31	2. Travel	15,661	-0-	15,661

1	3. All Others			
2	i. Contr Serv.	16,441	-0-	16,441
3	ii. OCE	26,791	-0-	26,791
4	iii. Fixed Assets	-0-	-0-	-0-
5	Sub-Total	106,985	-0-	106,985
6	H. AG office Training Program:			
7	1. Personnel	-0-	-0-	-0-
8	2. Travel	6,000	-0-	6,000
9	3. All Others			
10	i. Contr Serv.	56,300	-0-	56,300
11	ii. OCE	17,900	-0-	17,900
12	iii. Fixed Assets	-0-	-0-	-0-
13	Sub-Total	80,200	-0-	80,200
14	I. COM Land Grant:			
15	1. Personnel	58,653	-0-	58,653
16	2. Travel	2,500	-0-	2,500
17	3. All Others			
18	i. Contr Serv.	19,000	-0-	19,000
19	ii. OCE	27,584	-0-	27,584
20	iii. Fixed Assets	-0-	-0-	-0-
21	Sub-Total	107,737	-0-	107,737
22	J. IMF:			
23	1. Personnel	-0-	-0-	-0-
24	2. Travel	-0-	-0-	-0-
25	3. All Others			
26	i. Contr Serv.	-0-	462,338	462,338
27	ii. OCE	-0-	-0-	-0-
28	iii. Fixed Assets	-0-	-0-	-0-
29	Sub-Total	-0-	462,338	462,338
30	K. LTFF RIF PROGRAM:			
31	1. Personnel	215,425	-0-	215,425

1	2. Travel	-0-	-0-	-0-
2	3. All Others			
3	i. Contr Serv.	-0-	-0-	-0-
4	ii. OCE	-0-	-0-	-0-
5	iii. Fixed Assets	-0-	-0-	-0-
6	Sub-Total	215,425	-0-	215,425
7	L. Chuuk EMA Fishing Program:			
8	1. Personnel	-0-	-0-	-0-
9	2. Travel	5,250	-0-	5,250
10	3. All Others			
11	i. Contr Serv.	4,500	-0-	4,500
12	ii. OCE	57,475	-0-	57,475
13	iii. Fixed Assets	55,775	-0-	55,775
14	Sub-Total	123,000	-0-	123,000
15	M. Public Infra Grant:			
16	1. Personnel	-0-	-0-	-0-
17	2. Travel	-0-	-0-	-0-
18	3. All Others			
19	i. Contr Serv.	-0-	-0-	-0-
20	ii. OCE	-0-	-0-	-0-
21	iii. Fixed Assets	9,246,750	-0-	9,246,750
22	Sub-Total	9,246,750	-0-	9,246,750
23	N. Planning & Statistics:			
24	1. Personnel	-0-	-0-	-0-
25	2. Travel	8,000	-0-	8,000
26	3. All Others			
27	i. Contr Serv.	96,300	-0-	96,300
28	ii. OCE	27,200	-0-	27,200
29	iii. Fixed Assets	-0-	-0-	-0-
30	Sub-Total	131,500	-0-	131,500
31	O. Airport Training Program:			

1	1. Personnel	-0-	-0-	-0-
2	2. Travel	30,000	-0-	30,000
3	3. All Others			
4	i. Contr Serv.	-0-	-0-	-0-
5	ii. OCE	-0-	-0-	-0-
6	iii. Fixed Assets	-0-	-0-	-0-
7	Sub-Total	30,000	-0-	30,000
8	P. Court Case Management System Training Program:			
9	1. Personnel	-0-	-0-	-0-
10	2. Travel	10,000	-0-	10,000
11	3. All Others			
12	i. Contr Serv.	30,000	-0-	30,000
13	ii. OCE	12,425	-0-	12,425
14	iii. Fixed Assets	25,700	-0-	25,700
15	Sub-Total	78,125	-0-	78,125
16	Q. MLSC:			
17	1. Personnel	-0-	-0-	-0-
18	2. Travel	-0-	-0-	-0-
19	3. All Others			
20	i. Contr Serv.	-0-	5,000	5,000
21	ii. OCE	-0-	-0-	-0-
22	iii. Fixed Assets	-0-	-0-	-0-
23	Sub-Total	-0-	5,000	5,000
24	R. CHUUK HOUSE:			
25	1. Personnel	-0-	33,286	33,286
26	2. Travel	-0-	-0-	-0-
27	3. All Others			
28	i. Contr Serv.	-0-	6,300	6,300
29	ii. OCE	-0-	-0-	-0-
30	iii. Fixed Asset	-0-	15,000	15,000
31	Sub-Total	-0-	54,586	54,586

1	S. DEBT RELIEF:			
2	1. Personnel	-0-	-0-	-0-
3	2. Travel	-0-	-0-	-0-
4	3. All Others			
5	i. Contr Serv.	-0-	-0-	-0-
6	ii. OCE	-0-	-0-	-0-
7	iii. Fixed Assets	-0-	0-	-0-
8	Sub-Total	-0-	-0-	-0-
9	T. CPUC COMPTROLLER:			
10	1. Personnel	-0-	-0-	-0-
11	2. Travel	10,000	-0-	10,000
12	3. All Others			
13	i. Contr Serv.	70,000	-0-	70,000
14	ii. OCE	-0-	-0-	-0-
15	iii. Fixed Assets	-0-	-0-	-0-
16	Sub-Total	80,000	-0-	80,000
17	U. Overseas Development Assistance (ODA):			
18	1. Personnel	-0-	-0-	-0-
19	2. Travel	-0-	-0-	-0-
20	3. All Others			
21	i. Contr Serv.	-0-	37,800	37,800
22	ii. OCE	-0-	-0-	-0-
23	iii. Fixed Assets	-0-	-0-	-0-
24	Sub-Total	-0-	37,800	37,800
25	V. Health Care Plan:			
26	1. Personnel	-0-	-0-	-0-
27	2. Travel	-0-	-0-	-0-
28	3. All Others:			
29	i. Contr. Serv.	31,500	-0-	31,500
30	ii. OCE	-0-	-0-	-0-
31	iii. Fixed Assets	-0-	-0-	-0-

1	Sub Total	31,500	-0-	31,500
2	W. 2014 Micro Olympic Games	-0-	50,000	50,000
3	X. CPUC:			
4	1. Personnel	-0-	-0-	-0-
5	2. Travel	-0-	-0-	-0-
6	3. All Others:			
7	i) Contr. Serv.	-0-	-0-	-0-
8	ii) OCE	1,487,917	-0-	1,487,915
9	a). \$480,000, Social Security payment			
10	b). \$757,917, ren FSM Development Bank			
11	c). \$250,000, ren Fiber Optic Cable			
12	iii) Fixed Assets	-0-	-0-	-0-
13	Sub Total	1,487,917	-0-	1,487,917
14	Total	12,285,741	1,095,874	13,381,615"

15 Tette 4. Ekkesiwin. Tette 9m e non Annukun ChuukNo. 12-13-06 an a piin ekkesiwin
16 meren Annukun Chuuk No.12-13-07, me Annukun Chuuk No. 12-13-10, iei a ekkesiwin non an
17 epwe iei ussun anean:

18	A. HIV Care Program:			
19	1. Personnel	15,240	-0-	15,240
20	2. Travel	-0-	-0-	-0-
21	3. All Others:			
22	i) Contractual Services			
23	ii) OCE	15,676	-0-	15,676
24	iii) Fixed Assets	-0-	-0-	-0-
25	Sub Total	30,916	-0-	30,916
26	B. Personal Responsibility:			
27	1. Personnel	26,000	-0-	26,000
28	2. Travel	-0-	-0-	-0-
29	3. All Others:			
30	i) Contractual Services			
31	ii) OCE	10,000	-0-	10,000

1		iii) Fixed Assets	-0-	-0-	-0-
2		Sub Total	36,000		36,000
3	C.	Road Side Safety Project/Public Safety:			
4		1. Personnel	-0-	-0-	-0-
5		2. Travel	-0-	-0-	-0-
6		3. All Others:			
7		i) Contr. Serv.	-0-	-0-	-0-
8		ii) OCE	2,987.50	-0-	2,987.50
9		iii) Fixed Assets	-0-	-0-	-0-
10		Sub Total	2,987.50		2,987.50
11	D.	PEN:			
12		1. Personnel	-0-	-0-	-0-
13		2. Travel	-0-	-0-	-0-
14		3. All Others:			
15		i) Contr Serv.	-0-	-0-	-0-
16		ii) OCE	14,975.00	-0-	14,975.00
17		iii) Fixed Assets	-0-	-0-	-0-
18		Sub Total	14,975.00	-0-	14,975.00
19	E.	SAMH:			
20		1. Personnel	119,428	-0-	119,428
21		2. Travel	5,000	-0-	5,000
22		3. All Others:			
23		i) Contr. Serv.	5,000	-0-	5,000
24		ii) OCE	16,271	-0-	16,271
25		iii) Fixed Assets	-0-	-0-	-0-
26		Sub Total	145,699	-0-	145,699
27	F.	Maternal Child Health:			
28		1. Personnel	142,229.08	-0-	142,229.08
29		2. Travel	2,000	-0-	2,000
30		3. All Others:			
31		i) Contr. Serv.	-0-	-0-	-0-

1		ii)	OCE	5,600	-0-	5,600
2		iii)	Fixed Assets	-0-	-0-	-0-
3			Sub Total	149,829.08	-0-	149,829.08
4	G.		NCD:			
5		1.	Personnel	37,240.33	-0-	37,240.33
6		2.	Travel	-0-	-0-	-0-
7		3.	All Others:			
8		i.	Contr. Serv.	-0-	-0-	-0-
9		ii)	OCE	-0-	-0-	-0-
10		iii)	Fixed Assets	-0-	-0-	-0-
11			Sub Total	37,240.33	-0-	37,240.33
12	H.		UNHSI:			
13		1.	Personnel	18,930.00	-0-	18,930
14		2.	Travel	-0-	-0-	-0-
15		3.	All Others			
16		i)	Contr. Serv.	1,000	-0-	1,000
17		ii)	OCE	6,000	-0-	6,000
18		iii)	Fixed Assets			
19			Sub Total	25,930	-0-	25,930
20	I.		SSDI:			
21		1.	Personnel	6,783.00	-0-	6,783.00
22		2.	Travel	-0-	-0-	-0-
23		3.	All Others			
24		i)	Contr. Serv.	-0-	-0-	-0-
25		ii)	OCE	-0-	-0-	-0-
26		iii)	Fixed Assets	-0-	-0-	-0-
27			Sub Total	6,783.00	-0-	6,783.00
28	J.		SURVEILLANCE INTEGRATION:			
29		1.	Personnel	3,256.00	-0-	3,256.00
30		2.	Travel	-0-	-0-	-0-
31		3.	All Others:			

1		i)	Contr. Serv.	-0-	-0-	-0-
2		ii)	OCE	-0-	-0-	-0-
3		iii)	Fixed Assets	-0-	-0-	-0-
4			Sub Total	3,256.00	-0-	3,256.00
5	K.		FY'13 CHUUK SPF SIG FAIRO CENTER:			
6		1.	Personnel	-0-	-0-	-0-
7		2.	Travel	-0-	-0-	-0-
8		3.	All Others:			
9		i.	Contr. Serv.	38,310	-0-	38,310
10		ii.	OCE	33,774	-0-	33,774
11		iii.	Fixed Assets	9,600	-0-	9,600
12			Sub total	81,684		81,684
13	L.		FY'13 CHUUK SPF SIG EORANEI YOUTH:			
14		1.	Personnel	-0-	-0-	-0-
15		2.	Travel	-0-	-0-	-0-
16		3.	All Others:			
17		i.	Contr. Serv.	24,300	-0-	24,300
18		ii.	OCE	30,603	-0-	30,603
19		iii.	Fixed Assets	1,500	-0-	1,500
20			Sub total	56,403		56,403
21	M.		FY'14 SAPD – FONUWENGIN DRUG FREE:			
22		1.	Personnel	-0-	-0-	-0-
23		2.	Travel	-0-	-0-	-0-
24		3.	All Others:			
25		i.	Contr. Serv.	7,300	-0-	7,300
26		ii.	OCE	3,080	-0-	3,080
27		iii.	Fixed Assets	-0-	-0-	-0-
28			Sub Total	10,380	-0-	10,380
29	N.		FY 2014 Chuuk HIV Surveillance:			
30		1.	Personnel	4,612	-0-	4,612
31		2.	Travel	-0-	-0-	-0-

1	3. All Others:				
2	i) Contr. Serv.	-0-	-0-	-0-	
3	ii) OCE	-0-	-0-	-0-	
4	iii) Fixed Assets	-0-	-0-	-0-	
5	Sub Total	4,612	-0-	4,612	
6	O. FY 2014 Chuuk STD Prevention:				
7	1. Personnel	4,527.50	-0-	4,527.50	
8	2. Travel	600	-0-	600	
9	3. All Others				
10	i) Contr. Serv.	-0-	-0-	-0-	
11	ii) OCE	706	-0-	706	
12	iii) Fixed Assets	-0-	-0-	-0-	
13	Sub total	5,833.50	-0-	5,833.50	
14	P. FY 2014 Chuuk HIV Prevention:				
15	1. Personnel	12,833	-0-	12,833	
16	2. Travel	1,680	-0-	1,680	
17	3. All Others:				
18	i) Contr. Serv.	480	-0-	480	
19	ii) OCE	1,291	-0-	1,291	
20	iii) Fixed Assets	-0-	-0-	-0-	
21	Sub total	16,284	-0-	16,284	
22	Q. FY 2014 IMMUNIZATION & VACCINE:				
23	1. Personnel	136,734	-0-	136,734	
24	2. Travel	11,200	-0-	11,200	
25	3. All Others:				
26	i) Contr. Serv.	1,820	-0-	1,820	
27	ii) OCE	6,300	-0-	6,300	
28	iii) Fixed Assets	-0-	-0-	-0-	
29	Sub total	156,054	-0-	156,054	
30	R. FY 2014 Chuuk TB Prevention:				
31	1. Personnel	18,618	-0-	18,618	

1	2. Travel		3,050		-0-
2	3,050				
3	3. All Others				
4	i) Contr. Serv.		-0-	-0-	-0-
5	ii) OCE		5,286.38	-0-	5,286.38
6	iii) Fixed Assets		-0-	-0-	-0-
7	Sub total		26,954.38	-0-	26,954.38
8	TOTAL		811,820.79	-0-	811,820.79
9	GRAND TOTAL		28,615,015.70	7,378,813	35,993,828.79"

10 a) Sou-tumunun. Ei ukukun mwoni mei kawor non Tetten 9 epwe tumun me kawor
11 ngeni ewe Kepina ika io a finata pwe epwe wisen aani sekining ngeni ewe Aneepwung me
12 ekkewe chon fangeto kewe mwoni an epwe affata pwe ekkewe mwoni mei kawor mei nounou
13 ngeni met aururun met ekkewe repwe nounou ngeni non aururun met ew me ew ekkewe mwoni
14 mei kawor fanitan pwan fiti met mei affat me non ewe State Financial Management Act me
15 pwan ekkoch alluk, iwe esapw pwan wor met epwe kamou nge epwe nap seni met mei kawor.
16 Ekkewe mwoni repwe chok nonnom me monnota ren ar repwe anounou fiti pwungun me
17 annukun mi affat fansoun an a katowu, me fiti pwungun annukun ekkei mwoni ussun met mei
18 pusin afatafat fansoun an epwe muchuno fansoun anounoun. Soposoponon, ekkei mwoni mei
19 kawor non ei kinikinin alluk repwe nounou tori an epwe unusen taweno ika iteno. Meinishin
20 mwoni mei kawor me non ei alluk repwe nom tori an epwe muchuochuno nounoun. Ewe Sou-
21 tumun ngeni ekkei mwoni epwe chok tongeni anounou ekkei mwoni ika pwe mei wor ekkewe
22 taropwen mumutan nounou kewe mwoni (Advice of Allotment) a kawor me pwan tour ngeni ach
23 ewe kinikin me non ach ewe DAS. Pwan kaworen me nounoun ekkewe mwoni epwe kawor me
24 anounou fiti met kewe mei nom non worksheet me ewe aukukun mwoni mei titito. Pwan
25 ekkewe pwachet worksheet iei rap wan pachenong pwe masowen ei annuk, me anounou ekkei
26 mwoni esapw nap seni met mei kawor me esapw pwan nap seni met mi afatafat an epwe
27 anounou ngeni ussun mi affateti, chinon chok ika pwe ewe Aneepwung a awora ekkesiwin
28 ngeni ei annuk an epwe anapano anounoun ekkei mwoni. Pwan ekkewe prokram mine ewe State
29 epwe angei sefani momoon met ewe a monau fainter epwe angei seni ewe emon ika io ewe mei
30 wor ren ewe sekiningin kamoun ekkei mwoni.

1 b) Repwot. Ewe Kepina ika io chok a finata epwe awora an report, ewe epwe
2 awora non taropwe ngeni ewe Aneepwung non ika me mwen September 30, 2014, ewe
3 epwe:

4 i) Epwe awora unusen met mei nounou me met mei tou seni ei aukukun
5 mwoni mei kawor fan nurun Tetten 9 epwe pwan affat ussun ei mwoni ewe epwe
6 kawor non September 30, 2014, me

7 ii) Affata met kokkot ren nounoun won met nussun mwoni seni ekkei
8 mwoni mei kawor ika pwe mei wor.

9 c) Meinsin mwonien local revenue mei kamou me non ei alluk epwe kamo-
10 sefaninong non aukukun chok ruu wik ngeni ewe local revenue. ”

11 Tetten 5. Nampa Sefan. Ewe Tetten 9 me non Annukun Chuuk No. 12-13-01iei a nampa
12 sefan ngeni Tetten 10 an epwe iei ussun annean:

13 “Tetten 10. Chochoon chon Angang. Ewe aukukun chochoon chon angang fan nurun ei
14 Namopwung a forata ew oukukun chon angang mi wor non ewe Mwun Chuuk ekkewe ra
15 mumuta an epwe iei ussun mei affatetiw me fan:

16 A. EXECUTIVE BRANCH

17	1. Health Services	442
18	2. Education	878
19	3. Administrative Services	73
20	4. Marine Resources	24
21	5. Agriculture	47
22	6. Public Works & Transportation	95
23	7. Public Safety	111
24	8. Governor's Office	11
25	9. Attorney General	10

26 B. LEGISLATIVE BRANCH 73

27 C. JUDICIARY BRANCH 24

28 D. PUBLIC AUDITOR 5

29 E. BOARDS & COMMISSIONS:


30	1. Land Commission	10
31	2. Election Board	7

1	3. Environmental Protection Agency	17
2	4. Housing Authority	5
3	5. Public Service Commission	10
4	6. Visitors Bureau	3
5	7. Recreation Board	1
6	8. Scholarship Board	2
7	9. Independent Prosecutor	0
8	10. Board of Education	0
9	11. CFCC	0
10	12. Small Business	4
11	13. Rural Development	2
12	14. COM Land Grant	9
13	TOTAL	1,864”


14 Tetten 6. Siwinin Nounoun Mwoni. Allottees won ekkei mwoni mi kawor me mumuta
15 an epwe siwin nounoun esapw nap seni engon me nimu (15%) percent ewe mwoni a kawor non
16 ei annuk. Reprogram epwe mumuta won met nusun mwoni minne esap niwinin chon angang
17 nefinen mwonien ewe Department ika Office, me reprogram epwe fis ngeni ekkewe mwoni mei
18 kawor nounoun non annuk pachenong ekkewe mwonien Compact Sector Grants. Me ekkewe
19 allottee won ekkei mwoni epwe reprogram repwe akkomwen esinesin ngeni me kopwunguno
20 seni ekkewe Presiding Officers non ewe Aneepwungun Mwun Chuuk fan itan ar repwe
21 reprogram ika re-allocate.

22 Tetten 7. Tipeew Ngeni Nounoun, Nounano, me Eniwini Mwoni. Mwoni meinisin mi
23 kawor fan pwungun ei Namopwung repwe allotted, katowu me amwokut fiti pwungun ewe State
24 Financial Management Act, ewe Contract Bidding Law me ekkewe annukun State mi weneiti pekin
25 mwoni. Iteiten allottee fan nurun ei Namopwung epwe pusin mesemes won ekkewe mwoni ar
26 repwe noununo fan iten ekkewe chok popun minne ra mumuta me kawor ren, me esapa wor
27 nounoun mwoni epwe wate seni ewe ukukun mi kawor. Chinoon chok mei affat me non ei
28 Namopwung ren meinisin mwoni epwe it nounoun nesopwonoon fiscal year 2014 pwe niwin
29 sefan ngeni ewe Mwonienapen Mwun Chuuk ren pwan ekkoch kaworen nounoun mwoni.


30 Tetten 8. Poputan Pochokkunan. Ei Namopwung epwe poputa pochokkunan fansoun
31 chok a kopwunguno meren ewe Kepina, ika fansoun chok a winiti annuk won pusin winikapan.

Sain seni: 
Mark Mallo, President
Senate
Aneepwungun Mwun Chuuk

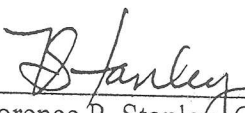
Annetata:


Songkinita Bossy, Chief Clerk
Senate
Aneepwungun Mwun Chuuk


Pwinin maram: May 19, 2014

Sain seni: 
Innocente I. Oneisom, Speaker
Utten Representatives
Aneepwungun Mwun Chuuk

Annetata:


Florence P. Stanley, Chief Clerk
Utten Representatives
Aneepwungun Mwun Chuuk

Pwinin maram: 5/19/14

Kopwunguno seni: 
Johnson Elikno, Governor
Mwun Chuuk

Pwinin maram: 5/26/14

Uruwon : S.B.NO: 12-33;SD1
: S.S.C.R.NO: 12-2R-07
: H.S.C.R.NO: 12-2R-04